


Inspect all electrical outlet boxes to make sure they protrude the correct distance from the framing surface of the stud bay.



NOTES _____

Verify the proper location of all electrical work boxes.




Verify the location of all exhaust fans against the blueprints. Inspect the housing to make certain it's secure. Inspect the duct connection to ensure it's fastened and sealed. Confirm that the box flange protrudes the correct distance from the framing surface.




NOTES _____

Verify proper positioning of all recessed lighting against the blueprints. Confirm that the fasteners of recessed lighting hangers are flush to the framing.



Verify the location of all low voltage wiring against standard and customer option selections.

- Telephone (cat 5-6)
- Cable TV (coaxial)
- Computer (cat 5-6)



NOTES _____

Verify the locations of thermostats, and make certain there's an adequate length of wire to be pulled through the drywall.



Inspect all electrical lighting boxes to make sure they protrude the correct distance from the roof ceiling framing structure.



NOTES _____

